

REEL-TITES Save You Money, Time and Labor!

COST COMPARISON


Four REEL-TITES in a 40 rod span of fence will cost approximately the same as one steel post. The REEL-TITES will not only restretch that 40 rod span, but will maintain it for the life of the fence.

TIME IS MONEY

If you consider what it is costing you to repair and restretch your fences by the method you are currently using, REEL-TITES are a necessity. Your time and labor will be a fraction of what it is now. REEL-TITES ARE AN INVESTMENT IN A TIGHT FENCE.

SPLICING MADE SIMPLE

REEL-TITES make broken wire repairs quick and simple. Just splice in a piece of wire at the break, attach a REEL-TITE two or three feet down the fence line, and wind up the slack. REEL-TITES not only retighten the fence, but pull the slack out of the splice, too.



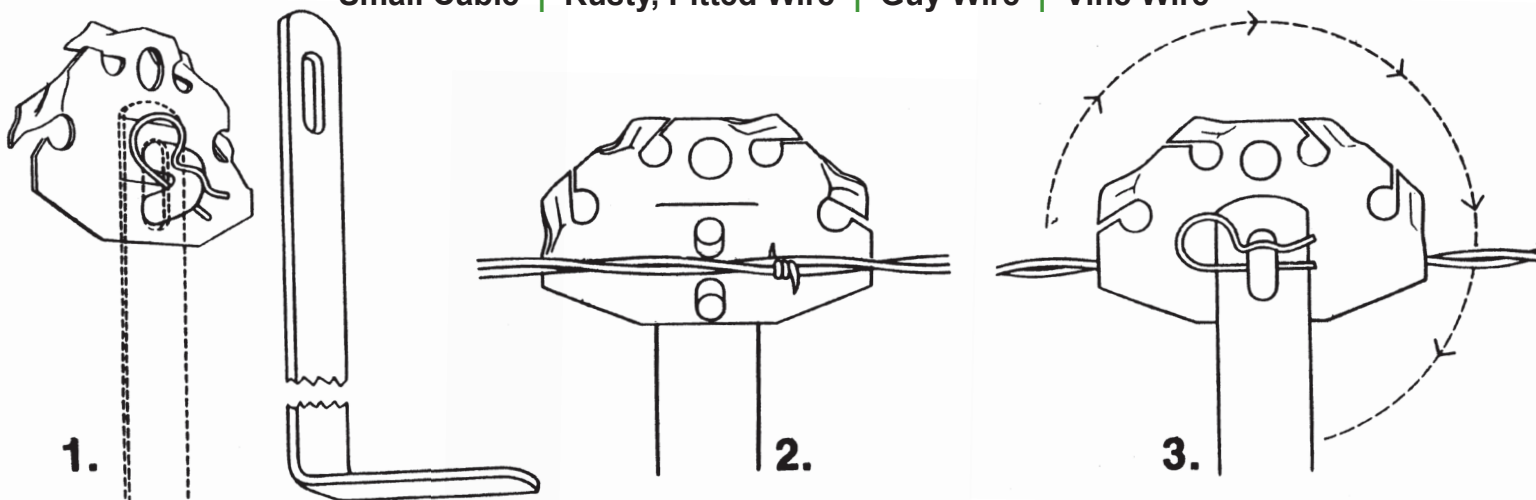
REEL-TITES DO NOT BREAK OLD WIRE...WHY?

If you try to bend old rotten wire by hand, because you have no control of that bend, all the bend will go to the weakest point and the wire will collapse and break. The REEL-TITE goes on the wire under a little tension. That tension creates a CONTROLLED bend, forcing the wire to follow the curve of the 3/8" round pegs and the wire can never bend any shorter. The REEL-TITE never twists the wire, it reels it. As you reel up more wire the bend becomes milder. The pegs will hold up to 12" of wire.

THE REEL-TITE WORKS LIKE A BUILT-IN RATCHET AND CAN BE RETIGHTENED YEAR AFTER YEAR.

USE REEL-TITES ON ANY KIND OF WIRE!

New or Old Barbed Wire | Woven Wire | Electric Fence | High Tensile | Smooth Barbless
Small Cable | Rusty, Pitted Wire | Guy Wire | Vine Wire



Actual Size
4" x 2 3/4"

KermCo Manufacturing, LLC

REEL-TITE®

PATENTED

4 HOOKS ON A HALF-CIRCLE = 8 HOOKS PER REVOLUTION.
THE HOOKS SIMPLY CHANGE SIDES.

- The fence tightener that **works** even on your **very oldest** wire.
- **Retighten** them anytime.
- Saves you **75%-90%** on labor.
- The most **economical** way to maintain your fences.



For More
Information



How to
Use



Take the Work Out of Fence Repair

REEL-TITES TIGHTEN YOUR FENCES IN A JIFFY!

REEL-TITE's patented design can save you 75% to 90% of your fence maintenance labor. You can mend new and old fence wire in a fraction of the normal time. Tighten any kind of wire **without** unstapling and restretching. A REEL-TITE is a metal disc measuring 4" x 2³/₄" and made of sturdy 14-gauge steel with a plated, weather-resistant finish. REEL-TITES DO NOT BREAK YOUR WIRE.

HERE'S HOW THEY WORK...

Under average conditions, place one REEL-TITE on each wire in the middle of a 40 rod span of fence. Tighten up the REEL-TITES turning the handle **CLOCKWISE** until the wire reaches the desired tension. Then, each time you check fences **RETIGHTEN** the REEL-TITES. In a short time the **entire 40 rod span** will be back to original tension. Simply maintain it from then on for the **life of the wire** retightening only when necessary. With a little practice, it will take you **one minute** to tighten four wires and only **30 seconds** to retighten them. You will find that under ideal conditions, this same method will work on 80 rods

of fence; when there is a great deal of slack or rough terrain more REEL-TITES may be needed.

NO UNSTAPLING (EQUALIZATION PRINCIPLE)

If a tight wire in the fence line is broken and left unrepaired, the wire will keep slacking toward the end post (a point of tension). **NO ONE LOOSENS THE STAPLES FOR THIS.** If a REEL-TITE is placed in the middle of a fence span and kept tight, all the slack in that fence span will equalize to the REEL-TITE. Give it some time. **IT WORKS.**

THINK OF YOUR OWN FENCES...


A fence is never tight in one area and loose somewhere else. Before long, the entire fence will be loose. Equalization works against you. Let equalization work for you. **USE REEL-TITES.**




1 Attach the REEL-TITE to the handle and fasten with clip pin. Place the wire between the two pegs



2 Keep turning until the wire reaches desired tension. An out-turned flange holds it securely in place.



3 As you turn the handle **CLOCKWISE**, slack is reeled up on the two 3/8" pegs of the REEL-TITE. The handle gives you 20 to 1 leverage.




4 Remove the handle. The REEL-TITE will equalize tension along the fence wire. Retighten anytime.

KermCo Manufacturing | 741 Carpenter St. | Monroe, IA 50170-7504 | Ph: 641-891-2500 | Email: kermcodehaai@gmail.com

REEL-TITE[®]
PATENTED



For More Info.



How to Use

REEL-TITES ARE DISTRIBUTED BY